



GEMS FirstPoint School COVID-19

Key Stage 5 Mini-School

Return to School Plan

Academic Year 2021-2022

WELCOME BACK!

Resumption of Operations

Your child's safety is our primary concern, and we are fully committed to supporting their health, wellbeing and continued academic development. That is why we will be taking a 'safety-first' approach to the easing of restrictions. Our re-opening plans have been verified by both the KHDA and GEMS Education, and they centre around three critical factors:

- 1) Safety across all age-groups. We will not compromise on the safety of our children. This means we will implement firm, transparent policies which adhere to DHA and KHDA guidelines and protect our families. This will mean we will run trials and a phased introduction of ECAs, competitive sports, trips, residentials and visits. This needs to be done carefully, with our parents support and with full safety measures in place.
- 2) The wellbeing of our children. We want them to be happy to be back at school, so there are many changes to classroom layouts (allowing group work and collaboration) as well as wider opportunities (and the re-introduction of extracurricular opportunities). We will also be putting a key focus on wellbeing throughout the year with our bespoke wellbeing curriculum.
- 3) To provide an outstanding education. We will ensure that every lesson is supporting the progress of our children and allows them to fulfill their full potential - whether delivered face-to-face in the classroom or Distance Learning.

Uniform

A professional haircut; natural colour and *no extreme styles*.

A plain white shirt for both males and females. This must be tucked in with all buttons fastened at all times.

An optional plain black cardigan or plain black jumper can be worn. *Non-branded and non-hooded.*

A plain black, white or navy lure headscarf.

A suitable bag to carry and store equipment and resources.

No temporary body art, other than for religious reasons. No make-up, false nails or nail varnish.



All shoes must be formal; plain black leather polishable shoes. *No canvas, fabric, pump or sport-shoe style or brand.*

A smart plain formal tie. *No bright colours or extreme patterns.* This is compulsory for males and optional for females.

A plain black belt. *No extreme patterns or styles.*

A wrist watch and small-stud earrings are permitted. *No extreme jewellery.*

Plain black suit trousers for both males and females. *No chinos or jeans.*

Females are permitted to wear a suit skirt that falls below the knee. Suit jackets are optional.



	KS5 (Year 12-13)
Hair	Professional haircut Tied back and off the face Discreet black, white or dark/light blue hair accessories All hair must be of natural colour No extreme hairstyles/cuts/hair sculpture
Jewellery	The only permitted jewellery items are: A wrist watch One very small stud earring in each ear No other piercing is permitted No temporary tattoos or body art, other than for religious reasons
Make Up	No make-up, false nails or nail varnish
Shirts	Males: plain white shirt Females: plain white shirt or blouse Shirts tucked in, all buttons done-up and no rolling of sleeves
Pullover/ Jacket	An optional plain black cardigan or plain black jumper can be worn- non-branded and non-hooded An optional plain black blazer
Tie	Males: a compulsory smart plain formal tie- no bright colours or extreme patterns Females: an optional smart plain formal tie- no bright colours or extreme patterns
Shoes	Smart formal plain black leather polishable shoes; no canvas, fabric, pump or sport-shoe style or brand
Trousers/ Skirt/ Belt	Males: black trousers Females: black trousers or suit skirt that falls below the knee Plain black belt No chinos or jeans
Socks	Males: plain black Females: plain black or white
Religious Coverings	Head coverings: plain black, white or navy Arm coverings: plain, matching the school shirt
Bag	Suitable bag to carry and store equipment and resources
PE/ Swimming	<i>PE</i> FirstPoint PE shirt: house colour FirstPoint PE shorts or navy/black sports leggings White socks Sport shoes <i>Swimming</i> Females: house colour swimsuit and silicon cap Males: house colour swimming jammer and silicon cap All: goggles, towel and flip-flops or sandals



Secondary Equipment List

Pencil case

Pens (black, blue and purple)

Pencils/ sharpener/ eraser

Coloured pencils

Highlighters

Ruler

Scientific calculator

Reading book

USB drive

A tablet or laptop: in line with the FirstPoint Bring Your Own Device (BYOD) Policy

Hygiene and sanitising products

Food Preparation and Nutrition: Students are expected to bring their ingredients for practical lessons to school already weighed and measured. If students are unable to weigh and measure at home, they can do this in school in the morning of their practical lesson between 7:30am-7:45am. All ingredients should be put in to reasonable sized containers or bags that clearly show the student's name. All ingredients that need to be in the fridge for health and safety purposes should be put there before the start of the school day, there is a storage trolley for any remaining ingredients. A suitable sized container should also be brought in to school in order to take the finished product home.

Mathematics: Geometry Set

Bring Your Own Device (BYOD) (2021-2022)

Great news! We are returning to school and want to share the guidelines around bringing your own device.

First, it is essential to emphasise that your child's learning is the key focus around this initiative. We have reacted rigorously to government guidelines and put full plans in place to protect our children and to ensure the learning opportunities meet the highest possible expectations.

In order to enhance access to learning opportunities across a range of subjects and support the blended learning approach, it is recommended that your child brings their own device to school which they can continue to use at home, this also supports the rules and regulations surrounding the COVID guidelines. Where required, we can support our students with devices, but any sharing will be avoided and covid guidelines will be adhered to in regards to cleaning.



A windows based laptop is preferable but other laptops such as an iMac is acceptable.



Wired headphones are preferable as they are easy to connect and don't need charging.



Please ensure the device is 100% charged for the start of each day.



(Optional) If you have a tablet device then a keyboard would make typing a lot easier.



If you have Bluetooth headphones then you need to ensure they are fully charged.

For Years 7-13 we recommend a windows based laptop for completing work and accessing digital content and resources. There are tablet devices with detachable keyboards or laptops which switch between the two features which are also well-suited, as long as they are compatible and you can access the software that has been used during distance learning e.g. Microsoft 365 apps (free access for all GEMS students), Microsoft Teams, Seesaw, Padlet etc. Any other specific applications will be shared by the subject teachers. Windows 10 is the preferred operating system, but whatever device you are using you need to ensure it can still receive updates from the manufacturer e.g. Microsoft, Apple, Samsung etc. Students will have access to cloud/online storage through Microsoft OneDrive but it is recommended you have at least 16GB available for storage in case some applications require internal space.

Each student must bring their own headphones which are compatible with the device they are using. Remember to fully charge the device each evening so it is ready for each school day.

*Please note that mobile phones are not an appropriate choice for school based tasks and students are not expected to use them during the school day for any of the main tasks. If you would like a full copy of the BYOD policy you can view it at <https://www.gemsfirstpointschool-dubai.com/For-Parents/School-Policies>

Hygiene Measures

Key Stage 5 students are required to:

- Wear masks at all times.
- Maintain social distancing (1-metre).
- Have their temperature checked when entering site.
- Sanitise frequently throughout the day.

Times of the Day

- Students can arrive earlier than usual at 7:15am where needed.
- Students should proceed directly to their first classroom.
- Teachers will be in their classroom and activities will be provided prior to the lesson start.

Key Stage 5	
Sun-Wed Y12 Lesson Start 7:45am; Finish 3:10pm. Y13 Lesson Start 7:45am; Finish 3:10pm.	Thurs Y12 Lesson Start 7:45am; Finish 1:10pm. Y13 Lesson Start 7:45am; Finish 1:10pm.

Staggered Start and Finish to the Day

- The school will be running a staggered return to school for the first week, in order to safely induct all students and share with them the changes to arrangements, access, timetables and walkways. This decision has also been made with the student's wellbeing and mental health in mind. We wish to reduce any student anxiety and is to provide an opportunity for students to become comfortable and familiar with the new arrangements. A dedicated staffing team will be available to take students through the new site and school arrangements and discuss any and all changes.

Entering and Exiting Site

Entering Site

Key Stage 5 students can enter site through 2 gates:

- 1) Gate 1 (Front Gate- Right Hand Side)



- Students will move through the gates and into the auditorium through the double doors.
- Students will proceed through the designated channels and be temperature checked as they enter school. Students will then exit the auditorium and leave via B Block double doors and enter the school via their designated entry points (see below).

2) Gate 6 (Back Gate)






- Students move through the gates (storing bikes, etc.). Students proceed to enter the back of B Block (the back of the swimming baths). Students will be temperature checked as they move through the double doors past the sports hall and auditorium. Students will then proceed to enter the school through designated entry points (see below).

At all entrance points, all authorised persons must enter one at a time, spaced 1-metre apart (as per the floor markings). All authorised persons must enter wearing the appropriate personal protective equipment (PPE). The school will stock extra PPE to accommodate authorised persons who do not have the required PPE for entry.

- At all points, stickers on the floor will demarcate 1-metre social distancing and queuing. There will be a member of security staff to take temperature checks and man the thermal cameras.
- Every station will be manned - to control temperature checks, manning of the thermal cameras (checking for symptoms and temperatures <37.5) and isolating students with temperatures above 37.5. There will be spare sanitisation materials (hand gels) and PPE equipment at every entrance point, to ensure all students and parents are wearing the correct PPE. Staff will also carry mobile hand sanitisers, be wearing full PPE, and have available additional spares to ensure they can further sanitise students as they enter the site.

Designated Entry Points

The designated entry points are assigned based on the block that the Period 1 lesson is in:

Block	Designated Entry Points	
A		
B		
C & D		

Further Entry Details

- Queuing areas outside will be demarcated - intervals 1-metre apart.
- Entry/exit will be staggered, with limited crossover between students arriving by private transportation and bus-riders.
- Students will be supervised by staff in classrooms and by leaders as they transition into school.
- Hand sanitisers have been provided/installed at every access point and outside classrooms. Additional hand



sanitisers are available in classrooms.

Exiting Site

- Students will be required to depart site as soon as the school day finishes at 3:10pm or 1:10pm.
- Students will exit the building through their designated exit points (see below).
- They will depart site via Gate 1 (Front Gate- Left Hand Side) or the Gate 6 (Back Gate).

Designated Exit Points

- The designated exit points are assigned based on the block that the Period 6 lesson is in:

Block	Designated Exit Points	
A		
B		

C			
D			

Teaching and Learning

Class Sizes and Grouping

- The school will be split into learning bubbles.
- Bubbles are arranged in age-specific groups.
- Each class within each bubble is kept isolate from other classes in the same bubble.
- The maximum Key Stage 5 class size is 27 students.
- At any and all movement points within the day, students are sanitised before leaving the classroom, the classroom is sanitised, they move through common areas that are sanitised throughout the day by cleaning

staff, all students are sanitised prior to moving into their new learning space and the learning space has already been sanitised. This ensures the safe movement of students within their learning bubble. Higher up the school, double and triple lessons in a subject are organised to reduce movement and the use of movement areas. Movement timings are staggered to prevent cross-contamination.

- The majority of lessons will be live streamed so that all students will be able to access lessons and teacher support in 'real time'. We will also be providing asynchronous material for students to complete and submit online. Teachers will feedback to students electronically using the systems we have established during distance learning. The students and staff are experienced and confident with the platforms we will be using and we are therefore confident that this will be successful.

Induction Week

- To ensure effective transition back to school, we are running a staggered first week back.
- All Year 12 students and new joining Year 13 students will start on Thursday 26th August.
- All Year 13 students will start on Sunday 29th August.

	Thursday 26th August	Sunday 29th August- Wednesday 1st September	Thursday 2nd September
Year 12	7:45am- 9:45am	7:45am-3:10pm	7:45am- 1:10pm
Year 13	New joiners only 7:45am- 9:45am	7:45am-3:10pm	7:45am- 1:10pm

Break and Lunchtime

- Key Stage 5 students will have their break time in their Period 3 lesson classroom between 10:45am-11:05am.
- Key Stage 5 students will have their lunch time in the Post-16 Independent Study Area or Post-16 Café between 1:05pm-1:35pm.
- There will be an extended Registration period between 1:35pm-2:05pm on Sunday-Wednesday.

Food and Beverages

- Following discussions with GEMS and the KHDA, the school is asking parents to send individual packed lunches with students to reduce the risk of infection. No cooked lunches or food will be available on site. Therefore, the use of the canteen by different groups will not be permitted for cooked lunches. Lunch will be conducted in classrooms and other designated safe spaces where possible (libraries, school restaurants, auditorium), but in smaller groups and with social distancing and strict hygiene rules in place.
- This will be reviewed at half term and cooked food will return when we are able.

Key Stage 5 Contacts for Additional Information

- Form Tutors are the initial point of contact for students and parents.
- Year 12 students will have their Registration groups confirmed on Sunday 30th August.

Role	Name	E-mail Address
12.1 Form Tutor	Niamh O'Reilly	Niamh O'Reilly <n.oreilly_fps@gemsedu.com>
12.2 Form Tutor	Sam Kempson	Sam Kempson <s.kempson_fps@gemsedu.com>
12.3 Form Tutor	Tabia Zubaid	Tabia Zubaid <t.zubaid_fps@gemsedu.com>
12.4 Form Tutor	Priya Vadher	Priya Vadher <p.vadher_fps@gemsedu.com>
13.1 Form Tutor	Nicola Keller	Nicola Keller <n.keller_fps@gemsedu.com>
13.2 Form Tutor	Jemma Power	Jemma Power <j.power_fps@gemsedu.com>
13.3 Form Tutor	Manjinder Johal	Manjinder Johal <m.johal_fps@gemsedu.com>
13.4 Form Tutor	Gemma Roberts	Gemma Roberts <g.roberts_fps@gemsedu.com>
Head of Year 12	Laura Nulty	Laura Nulty <l.nulty_fps@gemsedu.com>
Head of Year 13	David Jacob	David Jacob <d.jacob_fps@gemsedu.com>
Director of Post-16 (Year 12)	Nathan Jackson	Nathan Jackson <n.jackson_fps@gemsedu.com>
Director of Post-16 (Year 13)	Sarah Barr	Sarah Barr <s.barr_fps@gemsedu.com>
Assistant Principal and Head of Key Stage 5	Lewis Hammill	Lewis Hammill <l.hammill_fps@gemsedu.com>

